

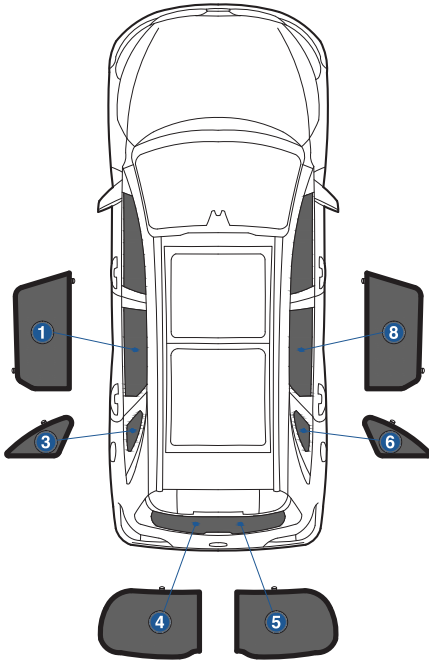
Installation Manual

KIA SORENTO 5DR
KIA-SORE-5-C



COMPONENTS INCLUDED

SHADES



FIXING CLIPS



CL-M02 x 2



CL-M12 x 2



CL-M05 x 4



CL-M14 x 1



CL-T01 x 1

Side Shade Installation

KIA SORENTO 5DR
KIA-SORE-5-C

COMPONENTS NEEDED:



STEP #1

INSERT CLIPS INSIDE WEATHERSTRIP



STEP #2

POSITION THE SIDE SHADE




STEP #3

ATTACH SIDE SHADE BEHIND CLIPS



STEP #4

ENSURE SECURELY FITTED IN PLACE



CAR[®]
SHADES

Quarter Light Shade Installation

KIA SORENTO 5DR
KIA-SORE-5-C

COMPONENTS NEEDED:



STEP #1

ATTACH CLIPS ON SHADE EDGES



STEP #2

INSERT CLIPS BEHIND INTERIOR TRIM



STEP #3

ENSURE SECURELY FITTED IN PLACE



Rear Shade Installation

KIA SORENTO 5DR
KIA-SORE-5-C

COMPONENTS NEEDED:




CL-M12 x 2



CL-M14 x 1


STEP #1

ATTACH CLIPS ON SHADE EDGES



STEP #2

POSITION THE REAR SHADE



STEP #3

INSERT CLIPS BEHIND INTERIOR TRIM




STEP #4

REPEAT THE PROCESS ON OTHER SHADE



STEP #5

ENSURE SECURELY FITTED IN PLACE



CAR[®]
SHADES